√ □

□ √

□ √

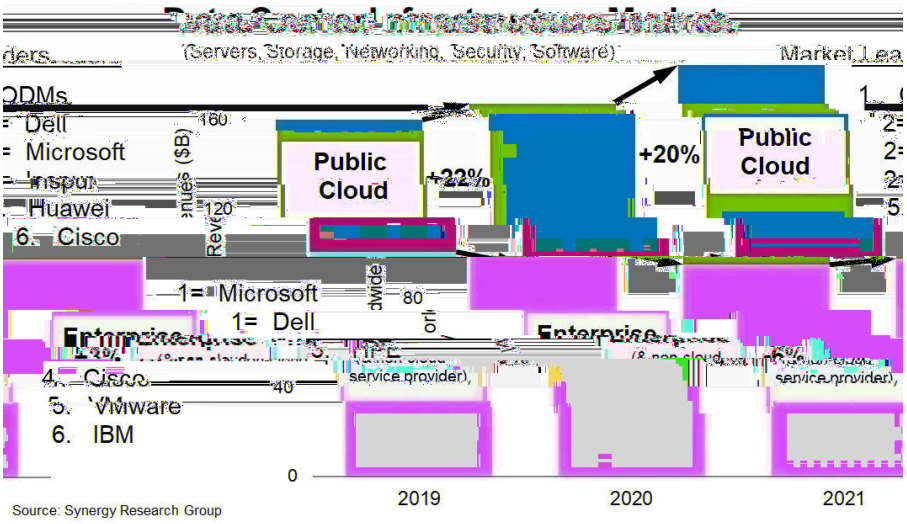

Source: Synergy Research Group

国内 5G 基站累计建成数量（万个）

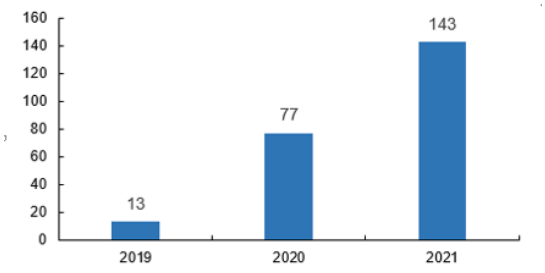

资料来源：工信部，“十四五”信息通信行业发展规划，长江证券研究所

国内移动基站累计建成数量（万个）

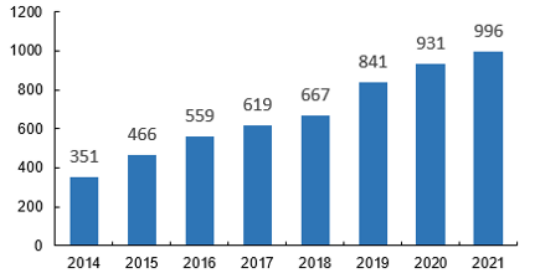

资料来源：工信部，长江证券研究所

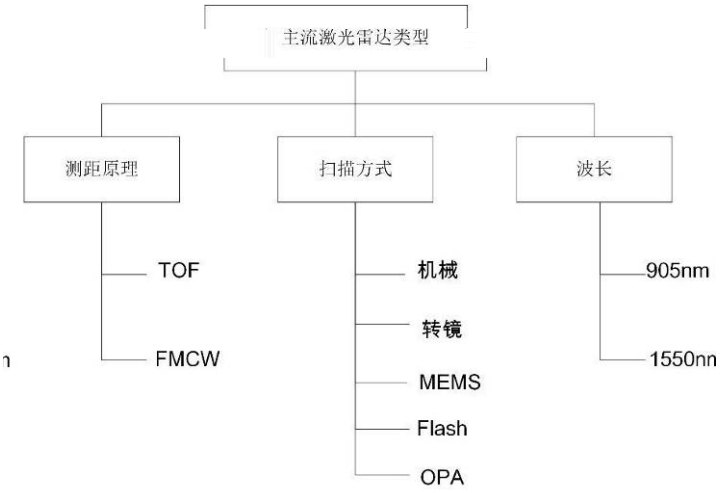

●

-
-

			

√ □

√ □

√ □

√ □

□ √

√ □

□ √

√ □

□ √

□ √

□ √

□ √

						@P„ H

√ □

√ □

□ √

√ □

√ □

√ □

□ √

√ □

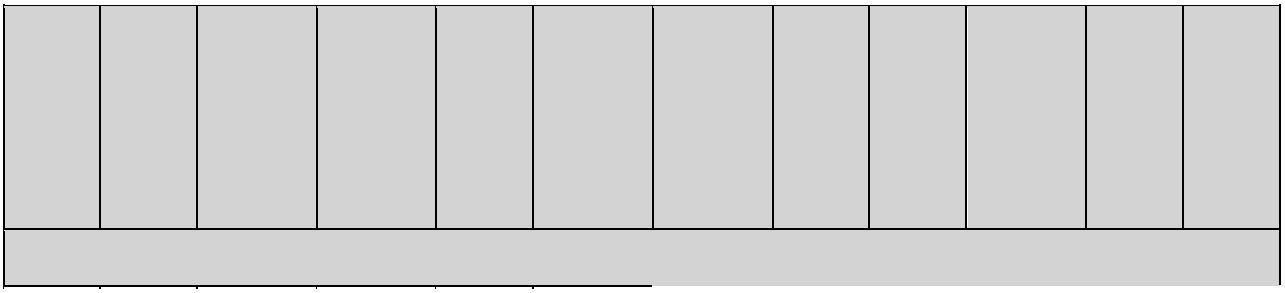

6

7

8 2022

√ □



□ √

□ √

□ √

□ √

□ √

√ □

□ √

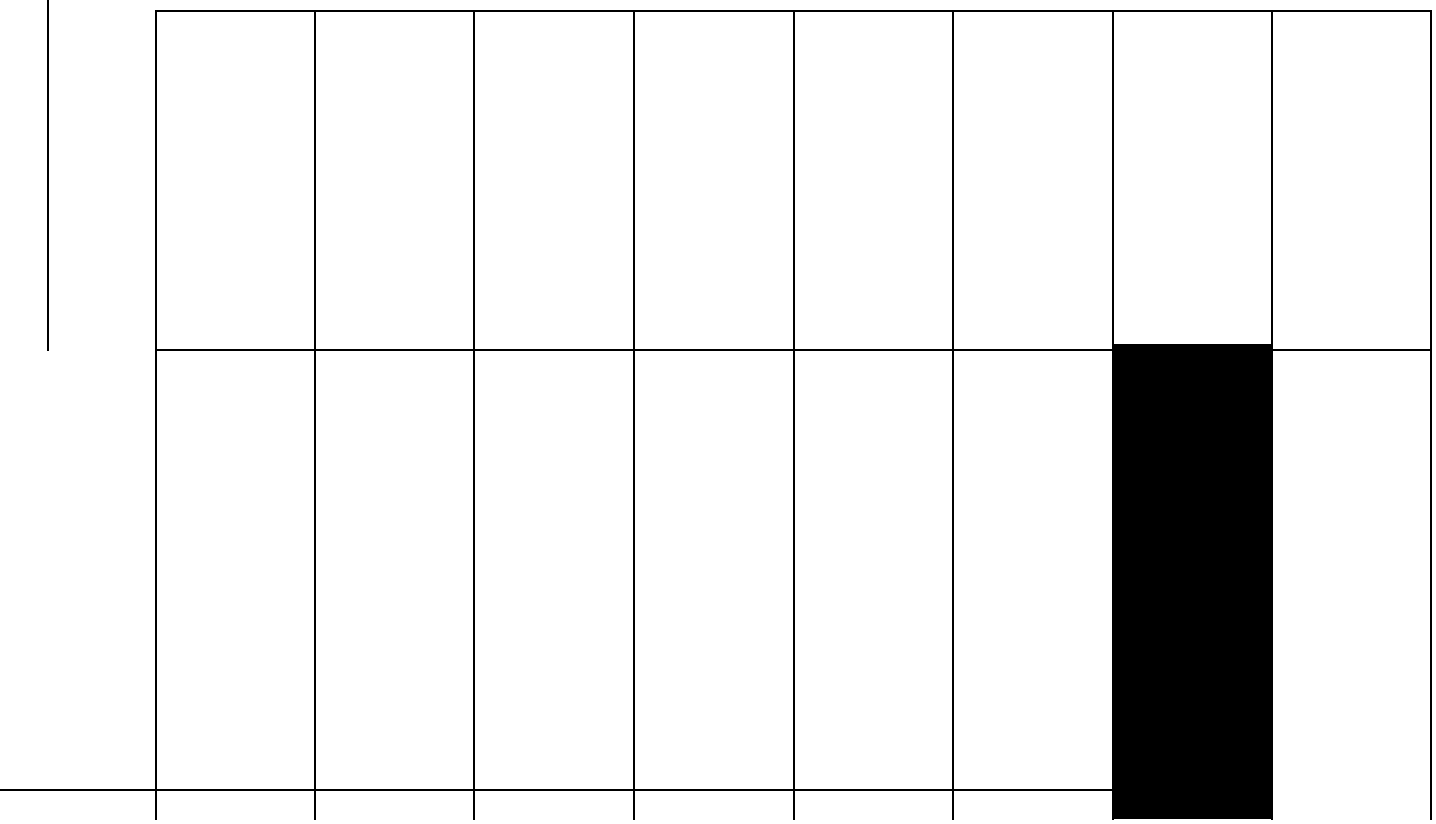

20292rfac(1)]TJ EMC ET BT /Span <</MCID 45 >>BDC /C2_621 Tf 0 Tc 0 Tw 9 0 0 9 25

□ √

√ □

√ □ □

□ √

√ □

√ □

		“ ” “ ”											

□ √

□ √

□ √

	≥ ≥ ≥ ≥ 3%≤ 0.5%≤ 0.5%≤ 0.5%≤	≥ ≥ 0.5%≤ 0.5%≤

□ √

□ √

√ □

K


ü
ή
ɵ
ë

ɨ

ʞ

□ √

□ √

□ √

□ √

□ √

□ √

√ □

√ □

□ √

□ √

□ √

□ √

□ √

√ □

√ □

□ √

□ √

□ √

□ √

□ √

□ √

□ √

□ √

□ √

√ □

□ √

□ √

√ □

2.

□ √

√ □

√ □

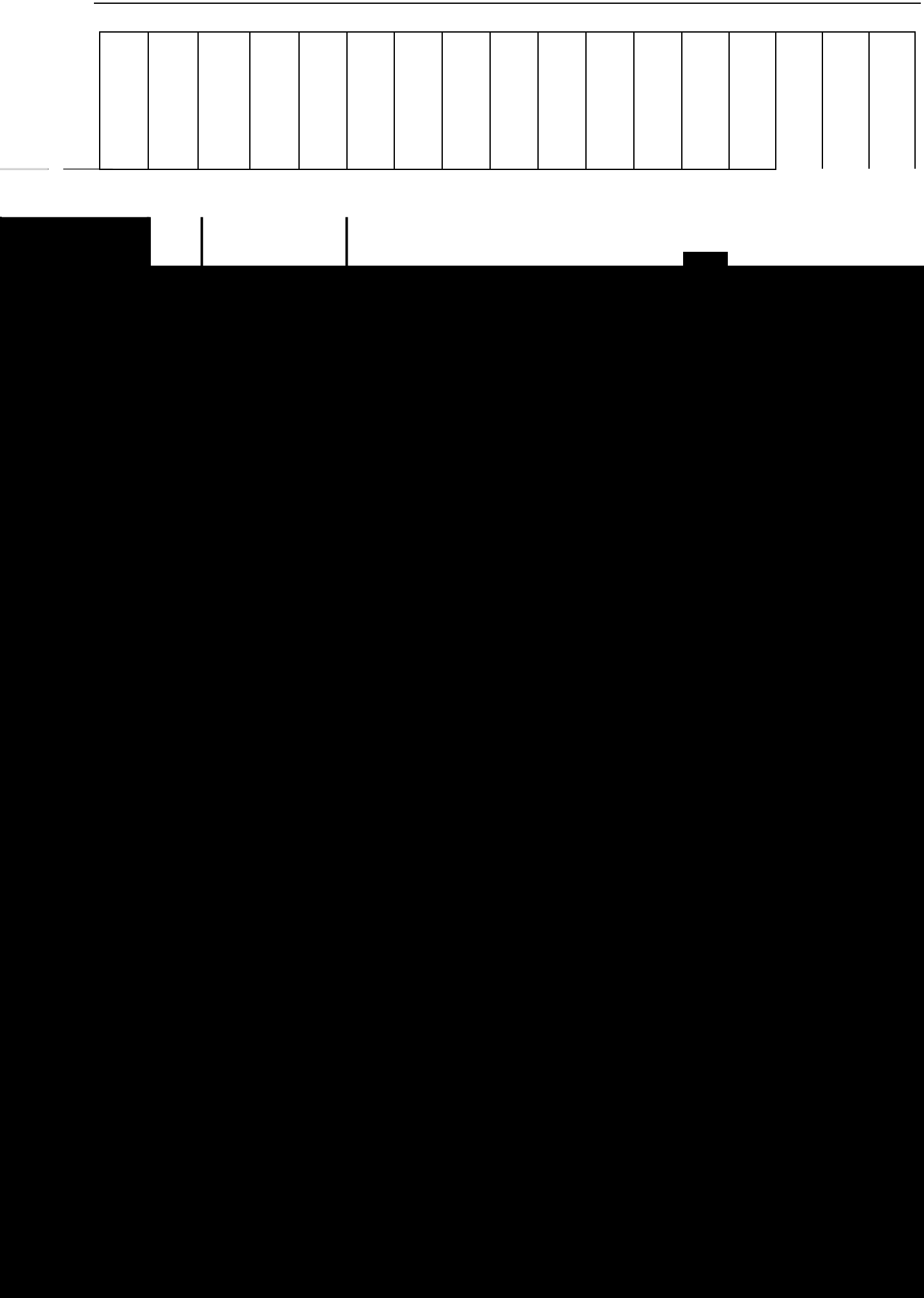

□ √

□ √

□ √

□ √

□ √

j ƒ ʒ

√ □

√ □

√ □

□ √

√ □

√ □

√ □

□ √

□ √

□ √

√ □



2021年12月31日的控制关系图

□ √

□ √

□ √

□ √

□ √

□ √

□ √

□ √

ÅCt W o ` ×

”		



√ □

[redacted]			

□ √

□ √

□ √

□ √

□ √

□ √

□ √

□ √

□ √

□ √

□ √

□ √

□ √

□ √

0.486 1956 re _0 1 T0.481 11630.486

...}Ös

□ √

□ √

□ √

□ √

□ √

□ √

N

√ □

√ □

□ √

□ √

□ √

□ √

□ √

√ □

□ √

□ √

□ √

□ √