□

□

□

□

□

□

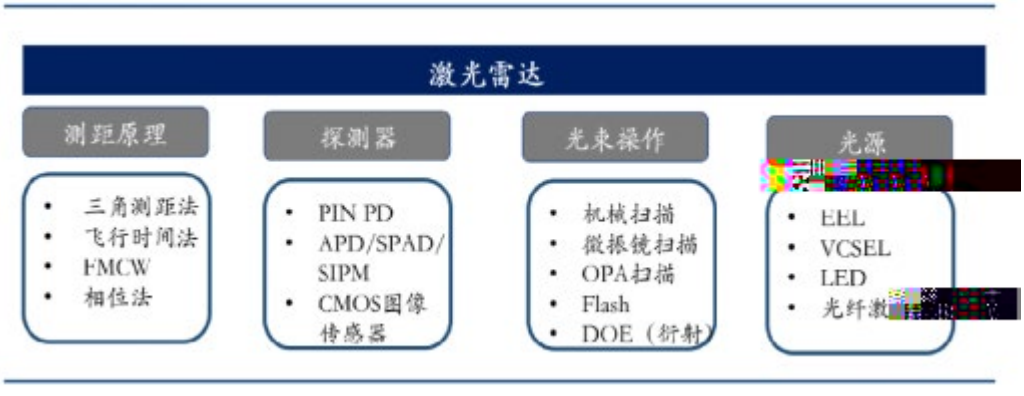
激光雷达
测距原理
三角测距法
飞行时间法
FMCW
相位法
探测器
PIN PD
APD/SPAD/SIPM
CMOS图像传感器
光束操作
机械扫描
微振镜扫描
OPA扫描
Flash
DOE（衍射）
光源
EEL
VCSEL
LED

		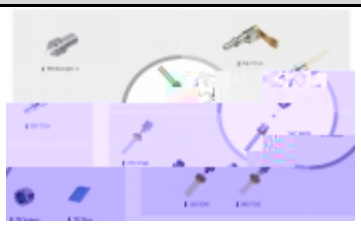	
			

“ ”

“ ”

“

”

3,000 1,600 53.33%

2022 1 12 http//www.cninfo.com

2022-003

□

□

4. % " 5G "
" 5G "

□

□

□

□

□

□

□

□

□

“ ”

OSA LENS ARRAY

PM FAU AWG

2021 2 77,704.67

□

Ð ɗ Ǣ

Ḣ

Ə

1

2

3

4

5

6

100%

7

□

1

2

3

4

5

□

□

□

□

5 1982 3 2005 7
2008 5 2008 6 2011 9
2011 10 2017 11
6 1980 7 2004 2005
2006 2007 2008 2015

7 ZHOU, ZHIPING 1954 11 1993
1993 12 2005 3 2005 3 2008 3
2008 3 3

□

□

□

□

□

□

“ ” “ ”
“ ” “ ” “ ”
“ ”
“ ”
“ ”

□

□

2022 5 13 2021 2021

2022 6 1 2021 2022-031

2021

□ □

ב ợ ئج 4 ɱ o Ԛ I ẃ Ŏ

2018 2018-
054

2018 11 6 2018 24
99 2018 11 8 2018 11 6
2018 2018-057

2019 6 18
7 1 7
14 1 4
2018 2018
2018 2018
19.60 2019 6 20
2019-027 2019-
028 2018 2019-
029

2019 6 28 2018 14
2019-033

2019 9 6
2019 9 9 16 30
39.75 / 2019 9 10
2019-051

2019 10 15 2018 4
2019-053

2019 10 22 2018
2019 10 22 2019-054

2020 4 24 2018
2018
70.7 3 28.5
2020 4 28 2018
2020-032 2018
2020-033

2020 5 22 2018 70.7
3 2020 5 22
2020-042

2020 7 29 2018 28.5
2020 7 29
2020-061

2020 6 12
2018
2018
1 4.9 9.98 /
48.902 2019 2018

19.60 19.20
39.75 39.35 2020 6 13
2020-050 2018
2020-052

2020 9 30 2018 4.9
2020 9 30
2020-082

2020 10 22 2018
2018
2018 2.8 3
2.1 2020 10 23
2018 2020-086 2018
2020-087

2020 11 2 2018 2.8
3 2020 11 2
2020-091

2021 1 22
1 2018
1
2.1 9.98 / 20.958 2021 1 23
2021-006

2021 4 14 4.2 2
2021 4 14 2021-032

2021 7 8
2018 3.5 3
2021 7 9 2018
2021-054

2021 7 15 2018 3.5
3 2021 7 15
2021-056

2021 8 20 2018
8 2021 8 23
2018 2021-
066

2021 8 27 2018 8
2021 8 27 2021-067 .

2021 10 22 2018
119.00
214.20 19.20 10.33 13.00 23.40
39.35 21.53 2018
20 44.28

2018

96 91.8 7

11.7 2021 10 26

2018 2021-073

2018

2018

2021-075

2021 11 8 2018

2021-076 20 44.28

2021 11 10

2021 11 10 2018

2021-077 96

918,000 2021 11 12 2022 9 9

2018

2021-078 7 117,000

2021 11 12 2022 9 8 2021 11 16 96

91.8 7 11.7

2018

2022 9 29

2.16

2018

2022 10 21

20 59.04

2022 6 22 2021

203 121.032 2022 6 24

□

2

2018

93 1,159,200

7 117,000

20 590,400

3

3

4

□

□

□

□

□

□

□

□

2022 3 53.33%

91320594MA7HM1BY63 3,000

2022 6 28 500

500 100%

2022 8 5 500

499.7 99.94%

□

□

□

□

□

□

□

□

□

□

□

□

□

□

□

□

□

1.

5 1 3 5 283.30

311.63 342.81

Auxora US, Inc Lynn L. ROSSI Trust Approx.5,239 SF industrial/R D building on an approx.10,498 SF lot 2022 6.58

□

□

□



833"€€$i) e)2

□

□

□

□

□

□

□

□

□

□

□

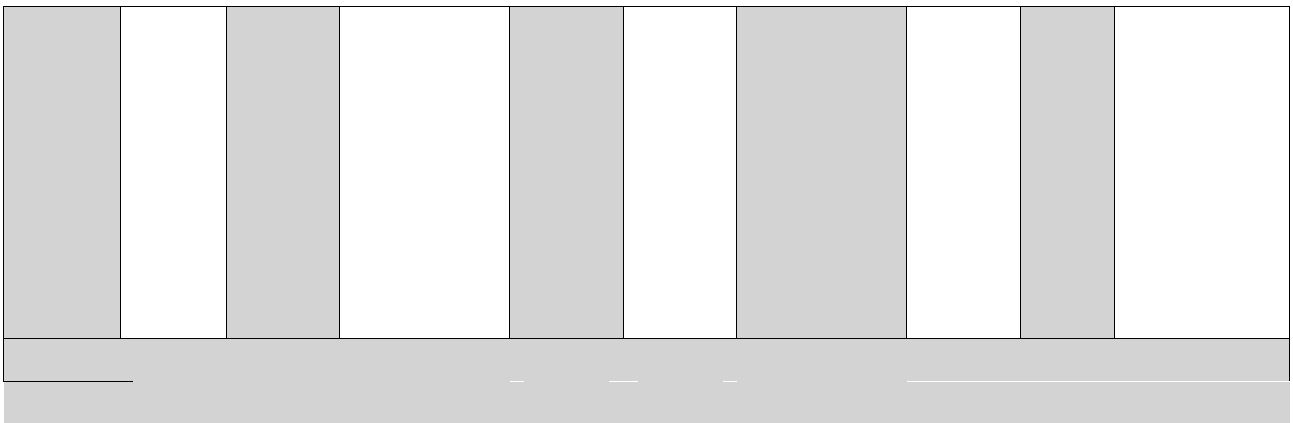

□

□

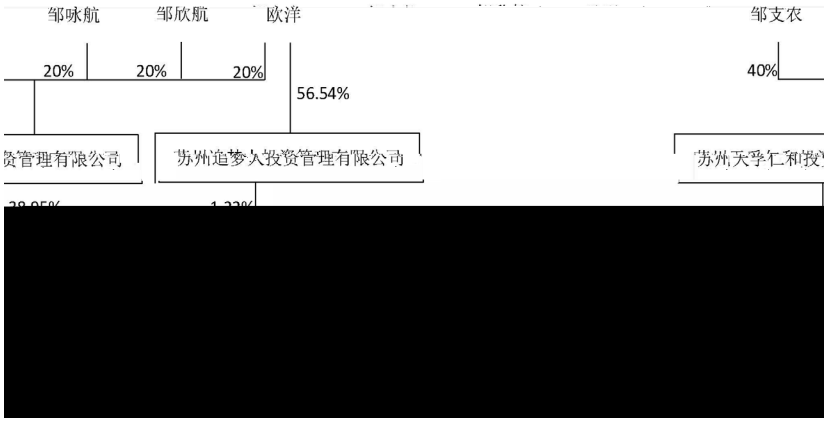
邹咏航
邹欣航
欧洋
邹支农
20%
20%
20%
40%
56.54%
苏州追梦久投资管理有限公司

□

□

□

□

□

□

□

□

“ ”

“

”

“ ” “ ”

2011 9 5,910

2015 1 30 [2015]183

A 1,859 1,524 335 2015 2

17

7,434

2016 5 9 2015 10

15 11,151

18,585

2017 2 10 2017 2017 6 6 2017

2018 2 2 2018

[2018]298

1,210.191

19,795.191

2018 25

102 99

19,894.191

2019

4 19,890.191

1,218,600

393,975,113

913205007764477744

695

2023 4 19

2

C39

3

4

BOX

AWG

1

2

“ ”

1

1

2

3

2

1

2

3

4

5

6

3

1

2

1

2

4

5

1

2

1

2

“

! ÅCt ÅCt Î à \# d Ø6<Z ú+X @ Ç,´Ct @ \ ? I£ ‰BËA×h:TK¤ O1¤á¾ \# a ºñÔQæóZ ¯Ø67,´ Î à \# d@-`

ɒ

1

1 1

2

3

3

1

2

2

1

2

1

2

(

)

□

□

2021 11 3

GR202132002642

2021 11 3

GR202136000591

2021 11 3

GR202136000713

2022 10 12

GR202232003199

2020 12 11

GR202044200002

15%

□

□

0 36%2.686.769.69100.00%0 00

□

□

□

1

	81,977,963.97	72,512,282.45
	81,977,963.97	**72,512,282.45**
——	—	—
	—	—
	81,977,963.97	**72,512,282.45**

“ ”

2

3

	10,382,459.13	
	10,382,459.13	

1

					%
1			1,491,712.18	1	47.47
2			358,600.00	1	11.41
3			223,712.22	1	7.12
4			125,362.80	1	3.99
5			94,872.00	1	3.02
	___	——	**2,294,259.20**	——	**73.01**

□

□

□

□

□

□

2,428,920.00 2022 4 15

2021 1,210,320.00 2022

10 21 2018

1,218,600.00

48,736,395.61 37,355,051.40

11,381,344.21

4,647,140.42 11,381,344.21

3,273,440.00

10%

□

□

□

□

□

2022 3 53.33%

91320594MA7HM1BY63 3,000

2022 6 28 500

500 100%

2022 8 5 500

499.7 99.94%

1

2

100%

38.95% 56.54% 1.22%

□

2022 4 15 2021

2021

203 1,210,320 2022 6

24

2022 10 21 2018

2018

1,218,600

590,400

□

□

1 2023 2 22 TIANFU TECHNOLOGY (SG) PTE. LTD.

□

□

□

□

□

□

□

□

□

2023 4 21